

Luxel T-X/ T-S CTP Series

PRODUCT BROCHURE

Luxel T-X5 / Luxel T-X4
Luxel T-S3 / Luxel T-S2 /
Luxel T-S1



Luxel

High quality thermal
platesetters

New generation of high quality, easy to operate thermal platesetters

The Luxel T-X and T-S next generation Luxel thermal platesetters use advanced multi-channel spatial light modulator technology to achieve outstanding quality, exposure stability, and high productivity. They are compact and easy to use, and include a range of advanced features. Five models in the range ensure suitability for diverse requirements, with manual loading, single cassette and multi-cassette options available.



Flexible product lineup

A range of models are available to suit a variety of needs, from economic entry level to high speed variants offering excellent productivity. Manual loading, single cassette and multi-cassette options are available for each model.

Compact design

State-of-the-art high performance mechanisms have been condensed into a compact design. When used with processless plates this results in an extremely compact footprint.

Maximised image area

8mm clamps with an option for 6mm on the T-X model ensure compatibility with a wide range of web and sheet-fed presses.

Easy operation

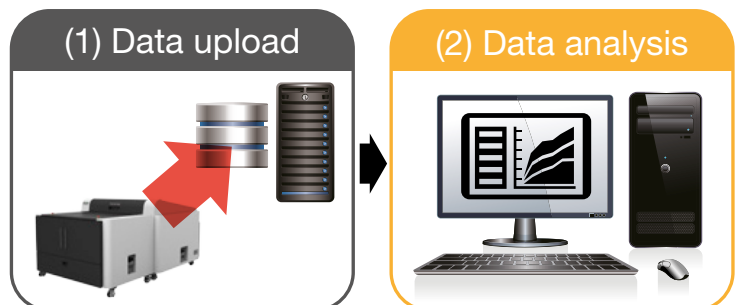
Job and system management is performed through a simple PC interface via a fiber-optic cable, allowing settings to be viewed on a large screen.

Efficient continuous operation is achieved as, even during plate output, plates can be loaded into multiple cassettes apart from the cassette in use.

Remote maintenance


A remote maintenance service supports the indication and diagnosis of system status off site, along with guidance on timely maintenance and the replacement of consumables.

Data can be uploaded to a remote location, and analysis carried out to support more efficient diagnostics.



Multiple channel spatial light modulator technology

The Luxel T-X4/X5 platesetters make use of a unique multi-channel laser carriage that uses spatial light modulator technology to split the laser beam into multiple channels for drawing sharp-edged square dots on the plate. This facilitates easier control of the energy in each channel to produce consistent and stable dots, and the lower power consumption also provides environmental benefits and cost savings.




Multiple channel spatial light modulator technology

Conventional optical fibre technology


Direct drive motor

With extremely high precision positioning, and fast acceleration, the direct drum drive motor significantly reduces load/unload times and greatly enhances efficiency compared to conventional belt-driven drum technologies.





Triangular-displacement dynamic autofocus system

Luxel T-X CTP systems use next-generation dynamic autofocus technology. Its precise ranging system driven by a voice coil motor can directly detect micron changes in distance to achieve constant and accurate focus. During the exposure process, the system measures and adjusts the distance between the plate and lens in real time, ensuring a constant exposure accuracy of the entire plate.



Linear motor

The linear motor eliminates positioning deviations caused by intermediate links, resulting in ultra-precise positioning of the laser carriage. Apart from the guide rail, there is almost no mechanical friction. This increases unit stability, reduces any chance of failure, and maximises service life.



Key Specifications

Name	High speed model		Standard model		
	Luxel T-X5	Luxel T-X4	Luxel T-S3	Luxel T-S2	Luxel T-S1
Exposing method	External drum				
Plate size	max		1163mm × 940mm		
	min		400mm × 300mm		
Plate thickness	max		0.3mm		
	min		0.15mm		
Exposing size	max		1163mm × 924mm* ³		
	min		400mm × 284mm		
Type of laser head	Light Valve Head		Fibre Laser Diode Head		
Number of laser channels	≥220	≥200	64	48	32
Plate type	Thermal aluminium plate				
Resolution	2400 or 2540dpi (fixed)				
Exposure	Spiral exposure				
Accuracy standard	Plate Edge Detection				
Output speed	55pph* ¹	45pph* ¹	31pph* ¹	25pph* ¹	18pph* ¹
	1030mm × 800mm, plate sensitivity 110mJ/cm ²				
Interface	Optical fiber cable				
Plate loading (mandatory selection* ²)	Manual loader (P)				
	Single cassette (SCL)				
	Multiple cassette (MCL, 4 cassette)				
Connection of processor	Output conveyor (included)				
Punching system	Option: internal punch three sets of plate holes				
Workflow	Supplied with 1 BIT TIFF interface				
Safety regulation	CE, NRTL, EMC, FDA				
Environment	Operating temperature range: 15 - 30°C, Recommended temperature: 21 - 25°C, Humidity : 40 - 70%				
Device size	CTP manual loader (P): 1900mm × 2510mm × 1356mm (L x W x H) CTP with standard single cassette unit (SCL): 1900mm × 3010mm × 1356mm (L x W x H) CTP with multiple cassette unit (MCL): 1900mm × 3267mm × 1356mm (L x W x H)				
Weight	Manual loader: 1100kg, Single cassette: 1250kg, Multi-cassette: 1650kg				
Power supply	P	single phase : 220V, 2.62kW	single phase : 220V, 2.73kW	single phase : 220V, 2.61kW	single phase : 220V, 2.49kW
	SCL	single phase : 220V, 2.82kW	single phase : 220V, 2.93kW	single phase : 220V, 2.81kW	single phase : 220V, 2.69kW
	MCL	single phase : 220V, 2.82kW MCL loader : 220V, 0.85kW	single phase : 220V, 2.93kW MCL loader : 220V, 0.85kW	single phase : 220V, 2.81kW MCL loader : 220V, 0.85kW	single phase : 220V, 2.69kW MCL loader : 220V, 0.85kW
	Common	Power of vacuum box: 220V, 1.310kW			
Compressed air	oil free ≥ 200L/min, ≥0.65MPa CTP manual loader (P) : one line for CTP, Volume ≥65L CTP with standard single cassette unit (SCL) : one line for CTP and SCL, Volume ≥135L CTP with multiple cassette unit (MCL) : one line for CTP, one line for MCL, Volume ≥135L				
Specification of PC for image control software	PC required specification is as below. - CPU: Intel Core i5 or above (Do Not use AMD) - Memory: Minimum 16GB - Storage: 256GB SSD (Os) + 1TB HDD (Data) - Network: 1Gb Ethernet - Interface: PCIe x1 Slot, USB 2.0 - OS: Windows 10 / 11 64bit (English)				

Supplementary information

*1 productivity is evaluated when using only positive plate.

*2 Plate loading system is a factory option. Please contact Fujifilm for further information.

*3 Maximum imaging area with standard 8mm clamps (6mm clamps option on T-X models only)

Please contact your local Fujifilm partner or visit:

fujifilm.com/uk/en/business/graphic



print-emea.fujifilm.com



Fujifilm Print



@FujifilmPrint